

Carousel Dance Centre



Student Handbook

Inspiring the love of dance since 1975.

August 2022



Table of Contents

Welcome & How to Contact Us	3
Program History	3
Program Philosophy	3
Program Information	4
Parent Viewing Days	4
Fees	5
Facility	5
The Carousel Dance Company	7
Royal Academy of Dance Exams	7
Assistant Teacher Program	7
PD Day & Summer Dance Programs	8
Carousel Spring Performance	8
Dress Code	9
Help with Hair & How to do a Bun	10

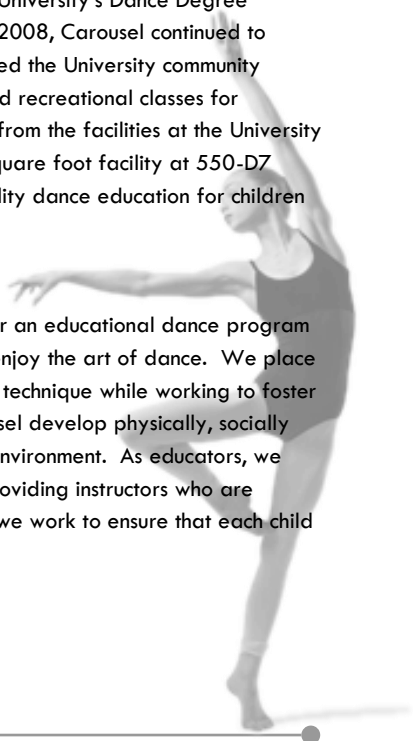
Welcome to The Carousel Dance Centre. This handbook is designed as a ready reference for everything you need to know about dance classes at Carousel. Read through it for important information and keep it handy for future reference. Should you have questions about our program at any time, please refer to our website or contact us by *e-mail: admin@carouseldancecentre.ca* or by phone: 519-746-8877

Program History

The Carousel Dance Centre was originally founded in 1975 by Dr. Ruth Priddle, a University of Waterloo professor. With her Masters in Dance and a PhD in Developmental Psychology, Dr. Priddle was very interested in researching motor learning in relation to dance. In addition to serving as a catalyst for research, Carousel served as a practicum for students taking University dance courses related to the teaching of dance, anatomy and motor development. The school, which was originally located in the Physical Activities Complex, serviced children in the community. For several years, Carousel continued its operations at UW in East Campus Hall where it was closely linked with the University's Dance Degree Program until its phase out in 1996. From 1996-2008, Carousel continued to operate at the University of Waterloo and serviced the University community through its offering of credit technique courses and recreational classes for University students. In 2008, Carousel relocated from the facilities at the University to a newly renovated, fully accessible, 8,650+ square foot facility at 550-D7 Parkside Drive. The school continues to offer quality dance education for children and teens.

Program Philosophy

Our first and foremost goal at Carousel is to offer an educational dance program in which all students can experience success and enjoy the art of dance. We place an emphasis on the development of strong dance technique while working to foster creativity and self expression. Students at Carousel develop physically, socially and intellectually in a safe and non-competitive environment. As educators, we strive to ensure the highest quality of teaching, providing instructors who are educated, certified and experienced. Together, we work to ensure that each child develops a love of the *Art of Dance!*



Program Information

E-Mail Notices

All of our correspondence including newsletters, account statements and class notices are sent to families by e-mail. To ensure that you receive all of this important information, please log on to your registration account by visiting the "My Account" tab on our website and be sure that your account preferences are set to "It's OK to send me e-mails". You can also add our e-mail address to your address book "admin@carouseldancecentre.ca" to be sure that our e-mails are not inadvertently directed to your bulk or junk bin. Carousel also regularly posts on Facebook and Instagram - please be sure to like and follow us to see interesting posts, school news and photos & videos of our students in action!

Class Cancellations

From time to time, a class at the Carousel Dance Centre may be cancelled due to weather conditions, special events or instructor illness. We make every effort to avoid the cancellation of classes, but if we are required to cancel a class, we will notify each student by e-mail or phone, UNLESS the cancellation is due to weather conditions, under which circumstances, students should call the office 519-746-8877 or listen to the CHYM FM Snowdesk cancellation report. In the event that programs are cancelled, there will be no refunds or make-up classes. Fees for the term are calculated with the possibility of a class cancellation. However, we guarantee that each term will consist of a minimum of 9 classes. If due to some unforeseen reason, classes are cancelled and less than 9 classes are offered during a term, we will schedule a make-up class. If we are unable to continue in person classes at any time, programs will be moved to an on-line format with no refunds, credits or discounts provided.

Attendance

While we encourage regular attendance at classes, students who are ill with any symptoms including cough, sore throat, or runny nose should stay at home.

Parent Viewing Days

Parent viewing days are offered at the end of each term for pre-school & primary students and in the fall term for level 1 to 8. Please refer to the annual calendar for parent viewing dates.

Swap Shop

We are pleased to offer a swap shop to recycle gently used dance clothing items. The consignment based swap shop is ongoing throughout the year and is a great place for students to purchase their required dance items at a reduced cost. Students can also place their items in the consignment swap shop!

Fees

Registration Fee

A non-refundable registration fee is due at the time of registration. This is an annual fee.

Program Fees

Program fees are due in three installments payable in August, November & January (please refer to the annual calendar for payment due dates). Payments can be made on-line using a credit card or in person by cash, debit or credit. There will be a late payment charge on all past due accounts as follows:

1 week overdue - \$10.00 surcharge

2 weeks overdue - \$20.00 surcharge

4 weeks overdue - \$50.00 surcharge

6 weeks overdue - student will be withdrawn from the program

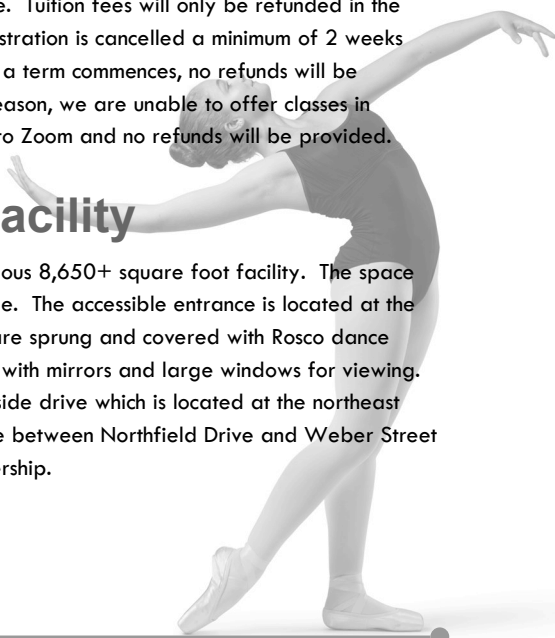
All cheques returned NSF will be subject to a \$25.00 fee. In addition, you will be responsible for late payment surcharges. Program refunds will only be given when withdrawal is due to illness or injury. Monthly payment plans can be arranged. There is a \$20.00 fee to set up monthly payment plans.

Refund Policy

Registration fees are non-refundable. Tuition fees will only be refunded in the event of illness or injury OR if a registration is cancelled a minimum of 2 weeks prior to the start of the term. Once a term commences, no refunds will be provided for that term. If for any reason, we are unable to offer classes in person, the program will be moved to Zoom and no refunds will be provided.

The Carousel Facility

Carousel is located in a bright, spacious 8,650+ square foot facility. The space has four studios and is fully accessible. The accessible entrance is located at the back of our unit. Our dance floors are sprung and covered with Rosco dance flooring. The studios are equipped with mirrors and large windows for viewing. Carousel is located at 550-D7 Parkside drive which is located at the northeast corner of Weber and Parkside Drive between Northfield Drive and Weber Street across the street from the VW Dealership.



Parking/Drop Off & Pick Up

Parking is available in any of the spaces located in the lot surrounding our unit. Please use the front entrance for all classes and studios. Parents are welcome to wait inside the building during classes. Students who are ages 9 years and younger must be met by a parent inside the building at the end of their class. Students 10 years and older will be permitted to exit the building on their own and to meet their parent outside. Please be sure that you are on time to pick up your child up. Teachers at Carousel teach back to back classes. We are unable to provide supervision before or after classes.

Outdoor Footwear

We request that all outdoor footwear is removed upon entry into the building. Please assist us in keeping the muck and dirt OUT of the studios by adhering to our outdoor footwear policy.

Change Facilities

There is a girls change area with change cubicles, cubbies and lockers and a designated boys washroom & change area. Please assist us in keeping the change room tidy by keeping your locker area clean. The Carousel Dance Centre will not be held responsible for lost items.

Student Lounge

Our student lounge area is equipped with a microwave and full size fridge. This comfortable area has couches and chairs as well as a table for eating lunches and/or doing homework. Students are welcome to bring lunches and/or snacks and to make use of the kitchen facilities. We ask that all students tidy up after themselves and that all lunches are marked with student's name and date brought to Carousel. Any lunches left for longer than one week will be disposed of. We hope students enjoy the lounge area and assist us in keeping it tidy.

Parent Viewing Area

Our parent viewing is open. Parents are welcome to remain in the building during classes and to watch from the waiting area. Please note that taking photos/videos through the viewing windows is not permitted.

Lost & Found

Please be sure to mark all dance shoes and clothing with your child's name to help minimize lost items. If you do lose something, check our Lost and Found which is located in the change room. Be sure to check the lost and found regularly. All unclaimed items are donated to charity at the end of each term.

Other Programs at Carousel

Carousel Dance Company

The Carousel Dance Company provides students with the opportunity to perform, work with guest and faculty choreographers and to create dances for one another. To join the company, students must be enrolled in both ballet and modern dance classes at Carousel and be a minimum of 9 years of age. The Company is open to students of all levels of ability providing that they are willing to make a strong commitment. The Dance Company presents a holiday themed performance each December and a showcase of contemporary dance works each spring. In the past, the company has performed locally, nationally and internationally attending CAHPERD (Canadian Association for Health, Physical Education, Recreation and Dance), daCi (dance and the Child international - Finland, Regina, Utah, Taipei, The Netherlands, Adelaide & Toronto) and the opening ceremonies of the Ontario Summer Games in London, Ontario. Young Performers, a division of Carousel Dance Company, is offered for students ages 7 & 8 years who are interested in participating in Dance Company.

Dance for EveryBODY!

At Carousel, we believe that all individuals should have the opportunity to experience the art of dance! We have developed an adapted dance program for children and adults with physical and/or developmental disabilities. Additionally, we encourage integration in our regular programs whenever possible.

Carousel Theatre Company

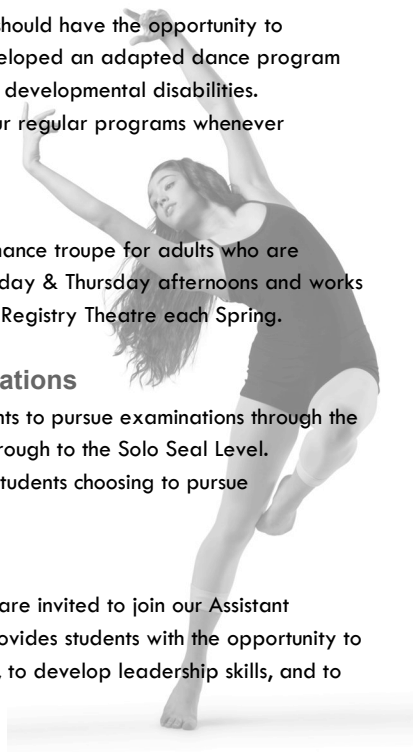
The Carousel Theatre Company is a performance troupe for adults who are differently-abled. The group meets on Tuesday & Thursday afternoons and works towards an annual performance held at the Registry Theatre each Spring.

Royal Academy of Dance Examinations

Carousel provides the opportunity for students to pursue examinations through the Royal Academy of Dance from Grades 1 through to the Solo Seal Level. Additional weekly classes are required for students choosing to pursue examinations.

Assistant Teacher Program

Students who are 12 years of age or older are invited to join our Assistant Teacher Training Program. This program provides students with the opportunity to assist with children's classes within the school, to develop leadership skills, and to learn about teaching dance.



PD Day & Summer Dance Programs

A variety of exciting PD Day, March Break and Summer Dance programs are offered at Carousel for students ranging in age from 3 to 17 years. Additional information regarding these programs will be posted on our website. Please watch for details.

Carousel Spring Performance

Each Spring, the Carousel Dance Centre provides the opportunity for students to perform at the Humanities Theatre. All students in Primary and above are eligible to participate (participation is not mandatory). Students registered in the pre-school program do not participate in the Spring Performance; these students will instead learn a short dance to perform for family and friends in the studio during their last class of the term.

Costume Deposits

Students who choose to participate in the Spring Performance will be required to provide a costume deposit due in December. A \$50 deposit for each class that a student is enrolled in is required. Costume deposits are non-refundable.

Rehearsals & Performance Dates

Please refer to our annual calendar for a list of performance and rehearsal dates. Please note that not all students will be required for all rehearsals or perform in all of the shows. Families should keep all rehearsal and performance dates free and watch for the specific dates for each student which are posted in our March newsletter.

Dress Code

There is a dress code in effect at Carousel. It is very important that all students come to dance class prepared and with hair tied back. If students do not come to class with hair tied back, elastics and bun kits will be available for purchase at the front desk. The full dress code is listed on page 9 of the handbook. All items can be purchased at:



283 Northfield Drive, Unit 7
Waterloo
548-288-4244
www.freestyle-dancewear.com

Level	Bodywear	Tights	Footwear	Hair
Pre-School (3-4 yrs)	pink capezio tank leotard & pink skirt	footless or convertible foot optional	bare feet	neatly off face - ponytail, braid or bun
Primary 1 & 2 (5-6 yrs)	purple capezio tank leotard & purple skirt	footless or convertible foot optional	bare feet	neatly off face - ponytail, braid or bun
Primary 3 (7 yrs)	light blue capezio tank leotard & BALLET - blue skirt JAZZ - optional black jazz shorts	BALLET, MODERN & JAZZ - convertible foot tights to match skin tone	BALLET: ballet shoes MODERN: bare feet JAZZ: black slip on jazz shoe	neatly off face - ponytail, braid or bun
Junior 1 (8 yrs)	light blue capezio tank leotard & optional black shorts for jazz *character skirt required for ballet - see note below	BALLET, MODERN & JAZZ - convertible foot tights to match skin tone	BALLET: ballet shoes & Character shoes MODERN: bare feet JAZZ: black slip on jazz shoe TAP: Any style tap shoe	bun for ballet & neatly off face for all other classes
Junior 2&3 (9-10 yrs)	navy tank leotard & optional black shorts for jazz *character skirt required for ballet - see note below	BALLET, MODERN & JAZZ - convertible foot tights to match skin tone	BALLET: pink full sole ballet shoes & Character shoes MODERN: bare feet JAZZ: black slip on jazz shoe TAP: Capezio Mary Janes (3800)	bun for ballet & neatly off face for all other classes
Junior 4 & 5A (11-12 yrs)	burgundy pinch front tank leotard & black shorts for jazz *character skirt required for ballet - see note below	BALLET, MODERN & JAZZ - convertible foot tights to match skin tone	BALLET: pink split or full sole ballet shoes & Character shoes MODERN: bare feet JAZZ: black slip on jazz shoe TAP: Capezio Mary Janes (3800)	bun for ballet & neatly off face for all other classes
NOTE: JUNIOR 1, 2, 3, 4, 5A BALLET STUDENTS WILL REQUIRE a character skirt (full circle skirt hemmed to 2" below the knee) with blue ribbons. Character skirts and shoes are not required until after Thanksgiving weekend.				
Levels 5B+ Ballet	dark solid coloured leotard	convertible foot tights to match skin tone	ballet shoes	bun
Levels 5B+ Modern	dark solid coloured leotard	convertible foot tights to match skin tone (black shorts optional)	bare feet	neatly off face - ponytail or bun
Levels 5B+ Jazz	any colour leotard/workout wear - no bare midriffs	any colour tights/dance pants	black split sole slip on jazz shoes	hair neatly off face - ponytail
Levels 5B+ Lyrical	any colour leotard/workout wear - no bare midriffs	any colour tights/bare legs	Turners to match skin tone	hair neatly off face
Level 5B+ Tap	any colour leotard/workout wear - no bare midriffs	any colour tights/bare legs	Any style tap shoe	hair neatly off face

BOYS UNIFORM

Pre-School & Primary - white T-Shirt & black shorts

Primary 3 and up - white T-Shirt & black shorts, black ballet shoes (ballet), black jazz shoes (jazz) & 4725 Economy Oxfords (tap)

Help with hair . . .

It is very important for all dancers to have neat and well-secured hair for class. All age groups MUST come to class with hair worn off face and ALL ballet students (Levels 1 and up) must wear hair in a bun.

For Very Short Hair - Please neatly brush off face or use hair clips.

For Medium Length Hair - Bangs should be neatly trimmed or clipped off face. A headband may be worn to hold short hair back. If hair is too short for a full ponytail, try just putting the top half up in an elastic.

For Long Hair . . . **How to do ponytail/Ballet Bun . . .**

1. For a basic ponytail, first lightly spray hair with water for better control. Gather hair and pull it back (use hair gel if more control is needed).
2. Use a brush or the "tail" end of comb to smooth out bumpy or uneven areas. Form a ponytail by brushing hair up from the jaw-line and towards back of head (this will form a high bun). Placement of the ponytail determines placement of the bun. (High buns are ideal; however, mid and low buns may be worn to accommodate a performance headpiece or short hair).
3. Use a hair elastic to secure ponytail. A tidy ponytail with hair drawn back snugly is the key to a good ballet bun!
4. Apply more water or gel to keep the hair neat. Twist or braid the ponytail to start the bun (it may be easier to achieve a desirable "flat" bun by twisting hair).
5. Coil the ponytail into a tight circle. Instead of stacking coils on top of each other, try to coil hair outwards to increase the diameter of the circle formed. This will help keep the bun flat.
6. Use hair pins (the "U" pins) all around the coil to secure it to the rest of the hair. Slide each hair pin through the outer part of the coil and into the base (centre) of the bun.
7. When hair is secure enough that it stays in a bun on its own, wrap a fine hair net around the bun, twisting & wrapping until hair net tightly secures bun.
8. Large buns may protrude too much; to flatten bun, carefully remove some of the pins (the hair net will hold the bun). Then flatten the bun and re-pin around the bun.
9. For extra hold, when hair and bun are secure, spray with hairspray and secure loose hairs with bobby pins.
10. Avoid the use of hair scrunchies around the bun. The bun should be secure on its own, without the use of a hair scrunchie.

HAIR SUPPLY CHECKLIST

- ☒ Spray bottle with water
- ☒ Brush and tail comb
- ☒ Hair spray
- ☒ Hair Gel
- ☒ Hair pins ("U" shaped pins used for securing bun)
- ☒ Bobby pins (flat pins used for securing stray hairs)
- ☒ Fabric covered hair elastics
- ☒ Hair net (should be same colour as hair, with an elastic edge)

**All supplies can be purchased at the drugstore or any store carrying hair accessories. Extra supplies should be kept in the dancer's bag.*



CAROUSEL
DANCE CENTRE INC.

The Carousel Dance Centre Inc.

Carousel Dance Centre
550-D7 Parkside Drive
Waterloo, ON N2L 5V4
Phone: 519-746-8877
Email: admin@carouseldancecentre.ca
Web: www.carouseldancecentre.ca

